



PARAMOUNT
THEATRE

TECHNICAL INFORMATION

30 Center Street
Rutland, Vermont 05701
+1 (802) 775-0570

VERSION 26A

PARAMOUNTVT.ORG

TABLE OF CONTENTS

General	3
Drive Times & Maps	4
Loading Dock & Parking	4
Seating Chart	5
Venue Specs & Dimensions	6
Electrical	10
Lighting	11
Audio	13
Video	14
Backline & Assorted Stage Equipment	14
Backstage Facilities	15
Local Services & Information	16

GENERAL

The Paramount Theatre was built in 1913. It opened on January 14, 1914 and was called The Playhouse. Designed by Leon H. Lempert, the Classical style exterior of the Theatre reflected the “City Beautiful” movement of the time, while the interior took on the look of a Victorian opera house. The Paramount was restored in 1999 and reopened on March 19, 2000.

The Paramount Theatre is a non-union venue.

The Paramount is a smoke-free and vape-free facility.

Vermont Fire Safety Regulations state that the use of pyrotechnic devices or fireworks in a public building is strictly prohibited, absent the express written consent of the State Fire Marshall and the Chief of the local fire department.



STAFF LISTING

Executive Director	Eric Mallette	(802) 775-0570 x202	eric@paramountvt.org
Production Manager	Tom O’Brien	(802) 775-0570 x212	tom@paramountvt.org
Operations Manager	Mike Mitrano	(802) 558-8413	mike@paramountvt.org
Technical Director	David Lane	(802) 483-5374	david@paramountvt.org
Theatre Manager	Janel Soren	(802) 775-0903	janel@paramountvt.org

CONTACTS FOR ADVANCING

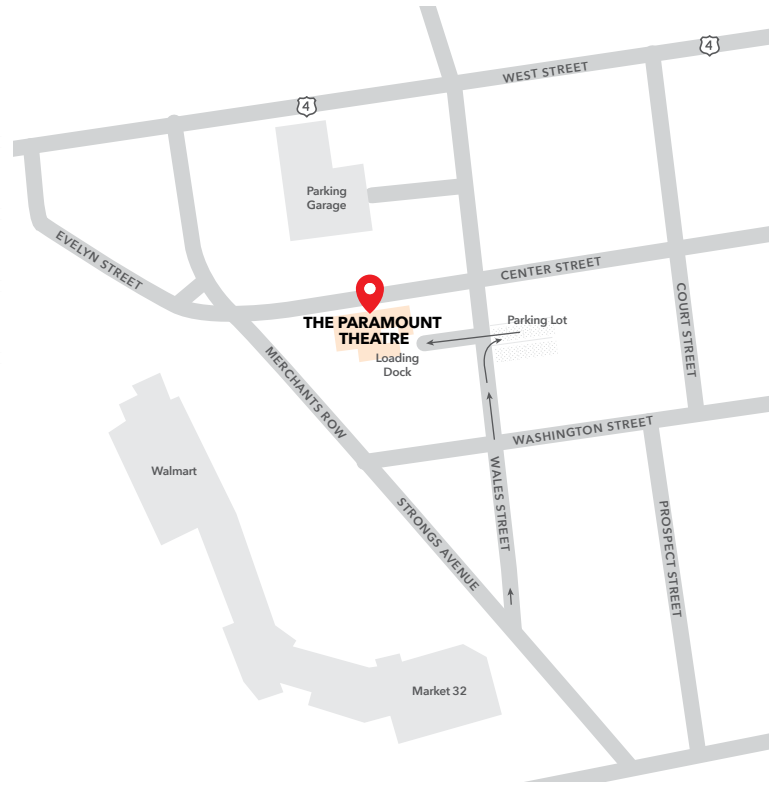
- For advancing production, labor, day of show schedule, and parking, please reach out to **Tom O’Brien**.
- For advancing catering/hospitality, merchandise, hotel accommodations, security, artist settlements, and shipping to venue, please reach out to **Mike Mitrano**.
- For advancing any marketing, VIP experiences, complimentary tickets, and ticket counts, please reach out to **Janel Soren**.

SHIPPING

- The Paramount accepts packages during standard business hours (Mon-Fri 9am-5pm) at 30 Center Street - Rutland, Vermont 05701. Communicating tracking on incoming shipments is appreciated and preferred.
- Any freight packages should be directed to the Paramount’s loading dock at 63 Wales Street - Rutland, Vermont 05701. Communicating tracking on incoming shipments is Mandatory.

DRIVE TIMES & MILEAGE

Burlington, Vermont	67 miles / 1.75 hours
Albany, New York	106 miles / 2 hours
Boston, Massachusetts	170 miles / 3.5 hours
Montreal, Quebec	159 miles / 3.5 hours
Portland, Maine	211 miles / 3.75 hours
Syracuse, New York	215 miles / 3.75 hours
New York, New York	257 miles / 5 hours
Red Bank, New Jersey	288 miles / 5.25 hours



LOADING DOCK & PARKING

NOTE: Our dock area is in a multi-user parking lot. Therefore, we **MUST** communicate all bus and truck arrival times. Please let us know in advance when you plan to arrive so we can have the lots clear.

The Theatre is located on Center Street in Downtown Rutland, Vermont. Loading dock / backstage access is off of Wales Street. **GPS coordinate is 63 Wales Street.** Please note that this is a one-way street. The access point to the loading dock is located on the left. Paramount logo is on the dock door. There is a parking lot on the right (see map above). When bus/trailers and/or tractor trailers are touring, we are able to close the lot allowing the bus/trailer and/or tractor trailers to pull into the lot and then back down the alley to the dock.

The loading dock can load/unload one truck at a time. Loading dock is 4'-0" above grade and at stage level.

The loading dock area can accommodate one of the following scenarios.

- (2) busses with trailers
- (2) 53' tractor trailers
- (1) 53' tractor trailer and (1) bus

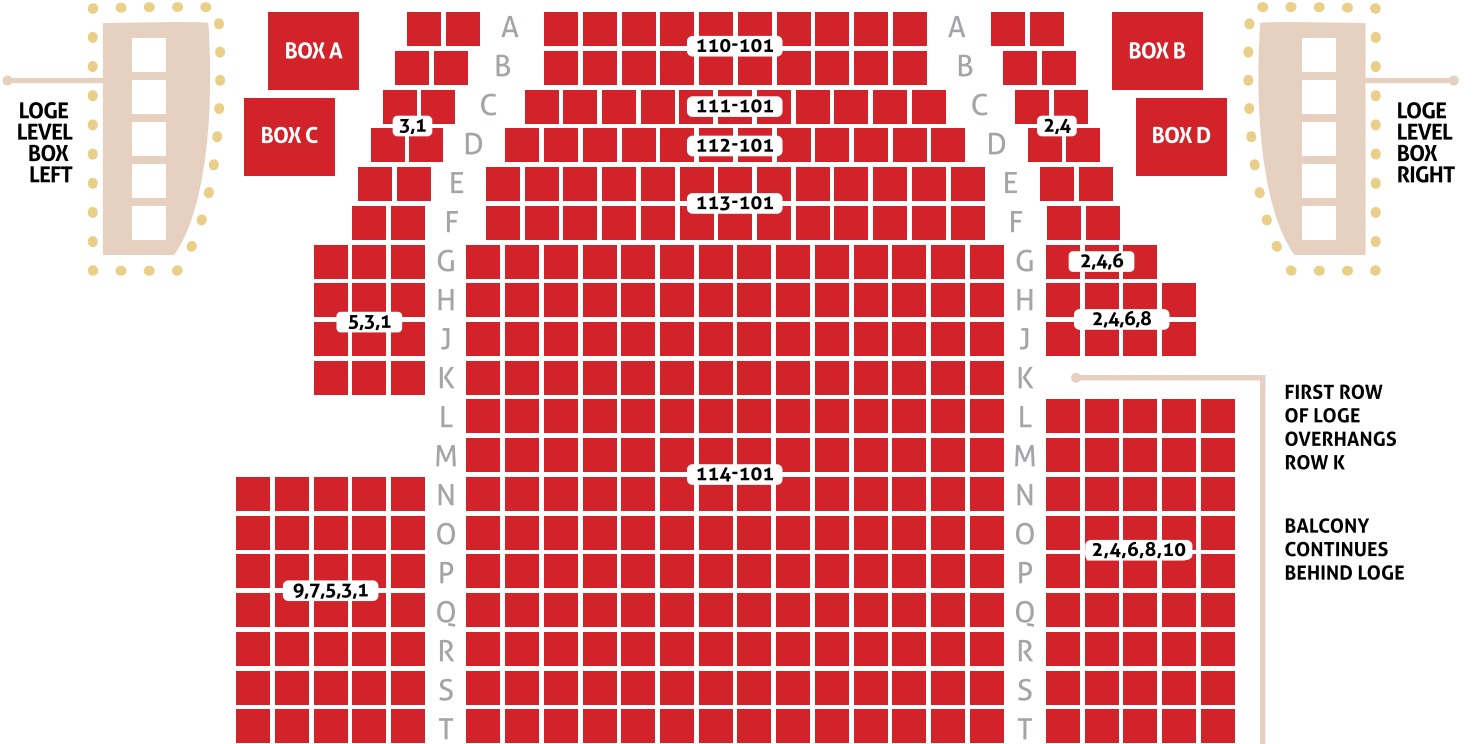
SHORE POWER: There is 60A shore power located outside of loading door (passenger side).

FOR BUSES PULLING TRAILERS: There is a yellow line painted on the concrete slab in front of the loading dock. This line marks the placement of the back of the trailer. We will then unload the trailer to stage level using our 16' split ramp.


SEATING CHART




ORCHESTRA LEVEL SEATING




LOGE LEVEL SEATING



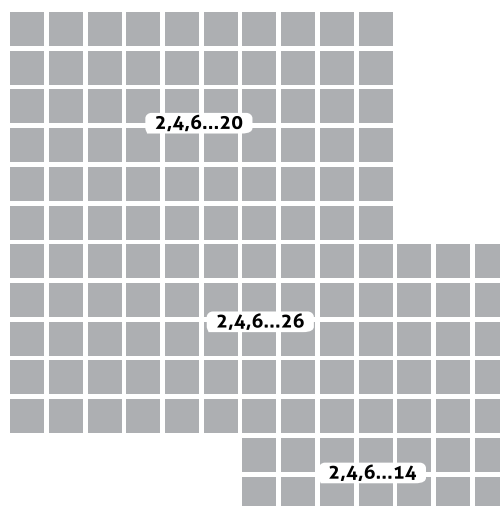
LOGE LEVEL SEATING



BALCONY LEVEL SEATING



BALCONY LEVEL SEATING



VENUE SPECS & DIMENSIONS

Proscenium Height	26'-0" MAX. – 16'-6" MIN. (using Main Valance)
Proscenium Width	31'-7" at Plaster Line – 30'-7.5" inside columns
Total Deck Width (Loading Dock to Fly Rail)	91'-9"
Plaster Line to Back Wall	33'-4"
Curtain Line to Back Wall	30'-11"
Apron to Plaster Line	2'-8" (not including molding)
Apron to Back Wall	36'-0"
SR Wing Space (Proscenium to Loading Dock)	45'-4"
SL Wing Space (Proscenium to Fly Rail)	16'-0"
Grid Height	53'-0"
Line Set Out Trim	51'-4" MAX
Loading Dock Door	12'-0"W x 12'-0"H
Smoke Pocket Depth	10.25"
SL Loading Rail	28'-8" above deck

Stage floor is black 1" medium density fiberboard and located 3'-6" above the first row of seating.

There is a freight elevator (located Stage Right) that includes stops at Stage level and Green Room/Dressing Rooms/ Production Office level. Measurements are 8'-6"D x 5'-6"W x 7'-0"H, weight capacity is 5,000 lbs.

There is a crossover located upstage of the cyclorama / upstage traveler.

ORCHESTRA PIT: Orchestra Pit is 32'-0" wide, 7'-1" deep at center, tapering to 3'-9" at the sides. The pit is NOT on a lift and is normally covered. Please let us know in advance if you prefer the pit uncovered.

LADDERS: The Paramount has a 25' rolling A-Frame ladder, a 20' extension ladder, and 6', 8', and 12' step ladders.

RIGGING AND LINESET PLOT

Some of the "House" positions of soft goods and electrics can be reconfigured with advance notice, if theater's schedule and crew time allows. The following plot is considered the "House" plot. Please let us know in advance if you plan to alter it.

Line #	Distance from Plaster Line	Current "House" Use	NOTES
1	1'-6"	Main Valance	
2	2'-1"	Main Curtain	
3	3'-5"	1st Electric	
4	4'-9"	1A Electric	
5	5'-5"	OPEN	
6	6'-9"	Movie Screen	PERMANENT
7	7'-11"	OPEN	
8	8'-7"	#1 Border	
9	9'-5"	#1 Legs	
10	10'-1"	OPEN	
11	10'-9"	OPEN	
12	12'-1"	2nd Electric	
13	13'-5"	OPEN	
14	14'-10"	#2 Border	
15	15'-5"	Mid-Stage Traveler	
16	16'-1"	OPEN	
17	17'-7"	OPEN	
18	19'-5"	3rd Electric	
19	20'-9"	OPEN	
20	21'-5"	#3 Border	
21	22'-1"	#3 Legs	
22	22'-9"	OPEN	

23	24'-1"	4th Electric	
24	25'-5"	#4 Border	
25	26'-9"	Upstage Traveler	
26	27'-5"	OPEN	
27	28'-1"	OPEN	
28	30'-0"	OPEN	
29	30'-6"	Cyclorama	Hemp Line

The locking rail is located Stage Left 28'-8" above the deck. The fly system is a single purchase counterweight system with an arbor capacity of 1,200 pounds. The Paramount has a total of 10,000 pounds of stage weight. This includes pipe weight for all house battens. Battens are 44' long 1-1/2" ID with 5 pick up lines per batten. The maximum trim of battens is 51'-4". The Main Curtain can be used as a traveler or guillotine.

HOUSE SOFT GOOD INVENTORY

DESCRIPTION	SIZE	INVENTORY
Borders (Black Velour)	10'H x 44'W	4
Legs (Black Velour)	26'H x 8'W	3 Sets (6 total)
Travelers (Black Velour)	26'H x 44'W	2
Cyclorama (White)	27'H x 44'W	1
Sharkstooth Scrim (Black)	22'H x 44'W	1

*All soft goods have fullness sewn in. All soft goods are flame retardant.

If your show would like to use the Sharkstooth scrim, please let us know in advance.

ELECTRICAL

Any electrical equipment brought into the Paramount must meet all current electrical codes.

COMPANY SWITCHES

- One (1) 400 Amp 3 Phase (located offstage right)
- One (1) 200 Amp 3 Phase (located offstage right)
- One (1) 100 Amp 3 Phase (located upstage right)
- One (1) 100 Amp 3 Phase (located upstage left)
- One (1) 60 Amp 2 Phase NEMA 14-60R range receptacle (located downstage right)
- Four (4) Edison 20 Amp circuits
 - One (1) located downstage left
 - One (1) located downstage right
 - One (1) along the back wall
 - One (1) located in the orchestra pit
- Six (6) audio dedicated 20 Amp circuits
 - One (1) Rear of orchestra house left
 - One (1) Rear of orchestra house right
 - One (1) Projection booth
 - Three (3) in orchestra pit

FEEDER

The Paramount has one (1) 50' and one (1) 10' run of feeder in house.
Please note our ground and neutral are reverse sex.

CIRCUIT/DIMMER LAYOUT

POSITION	# OF CIRCUITS	CIRCUIT NUMBERS	NOTES
Front of House:			
2nd Cove	14	1 – 14	Maximum of 15 units
Box Boom (HL)	12	29 – 40	
Box Boom (HR)	12	41 – 52	
Above Stage:			
1st Electric	24	53 – 76	
2nd Electric	24	77 – 100	

3rd Electric	24	101 – 124	
4th Electric	24	125 – 148	
Floor Pockets:			
Downstage Left	3	149 – 151	
Downstage Right	3	152 – 154	
Midstage Left	3	155 – 157	
Midstage Right	3	158 – 160	
Upstage Left	3	161 – 164	
Upstage Right	3	165 – 168	
Proscenium Circuits:			
Stage Left	4	171 – 174	
Stage Right	4	169 – 170 / 175 - 176	

LIGHTING

CONTROL

The House lighting console is an ETC Ion with 2x20 fader wing. The console can be set up in various positions throughout the theatre.

DMX Access Ports (House)

- House left rear orchestra
- House right rear orchestra
- Projection booth

DMX Access Ports (Stage)

- Downstage left
- Downstage right

HOUSE LIGHTS

House lights are controlled via a separate system. Control panels are located in the projection booth, house right rear orchestra and downstage left. Control panels consist of pre-programmed house light levels and fade times.

DIMMER RACKS

Two (2) ETC Sensor dimmer racks are located in the basement off of the production office. In-house, there is a total of 128 2.4KW ETC Sensor dimmers and 8 ETC Dual 20A Constant Current dimmer modules that are available for stage use.

There is space in each rack for additional ETC D20 dimmer modules. If your production requires more dimmers than we have these modules can be rented locally.

LIGHTING FIXTURE INVENTORY

QUANTITY	UNIT TYPE	WATTAGE
7	Martin MAC Axiom	
12	Martin MAC Aura	
12	ETC Selador Desire D60 Vivid	
8	ETC Selador Vivid-R 11"	
5	ETC Source 4 50 Degree	750W
17	ETC Source 4 36 Degree	750W
12	ETC Source 4 26 Degree	750W
15	ETC Source 4 19 Degree	750W
15	ETC Source 4 10 Degree	750W
12	ETC Source 4 PAR	750W
2	Phoebus I-Marc 850 Follow Spots	

*All house instrumentation has safety cables and color frames. There is a limited amount of color stock in-house.

ATMOSPHERICS

The Paramount has a HazeBase Base Hazer Pro in-house. If you require the use of our hazer, please let us know in advance. If the tour would like to run atmospherics for your performance and/or lighting focus, please obtain permission from Technical Director day of show.

CABLING

We have various lengths of single run 12/3 cable available. All cable is 3-pin stage connector (2 P&G)

AUDIO

PA

- 14 Adamson S10 Line Array Speaker (7 per side)
- 4 Adamson S119 Subwoofer 19" (2 per side)
- 4 Adamson PC5 Front Fill Speakers
- 3 LabGruppen D1204L 4 channel amplifiers
- 1 LabGruppen D40:4L 4 channel amplifier
- 1 BSS BLU160 Processor with/ 8 Analog in and 8 Digital out
- 1 BSS EC8BV-BLK-M processor Controller

HOUSE CONSOLE AND MONITOR SYSTEM

- 1 Midas PRO2 mixing console
- 1 Midas DL251 remote I/O head
- 1 48 channel passive split
- 1 4 channel Cat5e 150' FOH snake
- 1 4 channel Cat5e 25' monitor snake
- 10 Turbosound TFM122M-AN powered 2500 watt powered monitors

MICS, STANDS AND CABLES

- | | |
|---------------------------------|--|
| 2 Shure QLXD24/58 handheld SM58 | 8 Pro-Co CB1 passive DI |
| 6 Shure SM58 | 12 tall boom mic stands |
| 4 Shure SM57 | 6 straight tall round base mic stands |
| 2 Shure Beta 57a | 6 medium boom mic stands |
| 4 Shure SM81 | 4 short boom mic stands |
| 2 Shure Beta 52a | 24- 15' XLR cables, 24-25' XLR cables, 16-50' XLR cables |
| 1 Shure Beta 91a | 10-10' ¼' to ¼' cables |
| 3 Sennheiser e604 with mounts | 4 Rapco 12 channel subsnakes (2 @ 50', 2@ 75')11 |
| 4 Radial J48 active DI | |

The House mix position is located in the rear of the Orchestra level.
The distance from the stage apron to mix position is approx. 62'-0".

The Paramount is equipped with a Listen Technologies 72Mhz hearing impaired headset system.

Our wireless microphones operate in the G50 band (470-534Mhz).

Our audio system drive lines are Analog and can be accessed from Stage Left or at FOH. If the house Pro2 is not being used, our 4 channel Cat5 UTP snake is available for guest use. Snake terminates Stage Left. The default system inputs are Left, Right, Sub, Front Fill, and Assisted Listening, all on separate drive lines.

Please try to average 95dba A measurement standard, slow, from FOH

INTERCOM

There is a two-channel Production Intercom Base Station located Stage Left with belt pack positions located throughout the theatre. A stage monitor feed/talk back station is available to all dressing rooms and the green room.

Headsets/Belt packs

7 single channel belt packs

1 double channel belt pack (Down Stage Right)

7 single muff headsets and 2 double muff headsets.

Intercom Connect

Fly rail: (2) Channel A

Booth: (2); 1 Channel A, 1 Channel B

Left Orchestra: Channel A

Right Orchestra: Channel A

Balcony Left: Channel A

Balcony Right: Channel A

Stage Left: Channel A

Stage Right: Channel A and Channel B

Dressing Rooms/Green Room: Channel B

VIDEO

1 Christie 25K RGB Laser digital HD projector (input via Atlona extender)

1- 18'x30' Movie Screen (permanently installed)

16' x 9' projection screen (front projection only)

1 10.5' x 14' projection screen (front/rear projection)

BACKLINE & ASSORTED STAGE EQUIPMENT

Please let the Production Manager know if you would like to use any of the following pieces of equipment.

RISERS: The Paramount has (6) 4'x8' risers that can be legged at 1' or 2' high.

MARLEY: The Paramount has four panels of reversable Harlequin dance floor (black or grey), each panel is 6'-6" wide and 41" long.

PERSIAN RUG: The Paramount has a 19'x10' Persian rug available for use.

PIANOS: The Paramount has a 9' Steinway "D" Grand Piano and a Roland MP-60 Digital Piano

MUSIC STANDS

PIPE AND DRAPE

LECTERN

BACKSTAGE FACILITIES

There is a Green Room, two large dressing rooms, and one tour production office located one floor below stage level. These rooms are accessible from Stage Right ONLY via stairwell or freight elevator.

GREEN ROOM

Green Room features a double bay sink, microwave, refrigerator, television, couches, dining room table and chairs

DRESSING ROOMS

All dressing rooms have hot and cold running water, toilet, and shower facilities. There are make-up mirrors and costume racks available in both dressing rooms.

PRODUCTION OFFICE

The tour production office has a handicap accessible bathroom and shower.

LAUNDRY

There is a small laundry room with one washer and one dryer located off of the Green Room. Two irons, an ironing board, and an industrial steamer are also available upon request.

LOCAL SERVICES AND INFORMATION

BANKING SERVICES

Bank of Bennington
Bar Harbor Bank & Trust
Berkshire Bank
Citizens Bank
Community Bank
Credit Union of Vermont
EastRise Credit Union
Green Mountain Credit Union
Heritage Family Credit Union
KeyBank
M&T Bank
TD Bank

CHIROPRACTORS

Fostering Wellness
Maurice Cyr

DENTAL ASSISTANCE

Aspen Dental
Community Dental
Family Dental Associates

EYECARE

Central Vermont Eye Care
Community Health Eye Care
Marble Valley Eye Care
Valley Optometry
Vermont Optical

FLORIST

Blossoms 'N More
GreenSpell Plant Shop
Market32

HARDWARE/LUMBER

Aubuchon Ace Hardware
Harbor Freight
LaValley's Building Supply
Rotella Building Materials
The Home Depot
Tractor Supply Co.

HOTELS

Best Western Inn & Suites Rutland-Killington (pet-friendly)
Comfort Inn Rutland-Killington
Hampton Inn Rutland (pet-friendly)

LAUNDRY SERVICE

Clothes Basket
Modern Cleaners
Washbuckler's

MASSAGE THERAPY

A Signature Day Spa
Pyramid Holistic Wellness Center

MEDICAL EMERGENCY CARE

ClearChoice Urgent Care
Rutland Regional Medical Center

MUSICAL INSTRUMENTS

Atomic Pro Audio
Be Music

PHARMACIES

CVS
Walgreens
Walmart

PIANO TUNING

Little Valley

RENTAL VEHICLES

Budget
Enterprise
Penske
U-Haul

TAXI SERVICE

Ice House Limo
Rides with Eric

THEATRICAL SUPPLIES

Atomic Pro Audio
BMI Supply
Dark Shadows Entertainment
Dark Star Lighting
Magnum Pro Audio
Stier Production Services

**THERE IS A WIDE SELECTION
OF RESTAURANTS, PUBS,
AND SHOPPING ALL WITHIN
WALKING DISTANCE OF THE
PARAMOUNT THEATRE!**

**Click below for the link to view
Rutland, Vermont on Google Earth**
<https://earth.app.goo.gl/9YSdcE>